




















Suffix code

+ MR series










+ PUSH BUTTON SWITCH						
Suffix code view	MRF-AM□□	MRF-NM□□	MRF-RM□□	MRF-KM□□	MRF-TM□□	MRF-WM□□
	MRF-AA□□	MRF-NA□□	MRF-RA□□	MRF-KA□□	MRF-TA□□	
						
Aluminum guard (Ø30)	Aluminum guard (Ø25)	Aluminum guard (Ø22)	Plastic guard (Ø25)	Plastic guard (Ø22)	Plastic guard (Ø22)	

+ ILLUMINATED PUSH BUTTON SWITCH						
Suffix code view	MRX-AM□□	MRX-NM□□	MRX-RM□□	MRX-KM□□	MRX-TM□□	MRX-WM□□□
	MRX-AA□□□	MRX-NA□□□	MRX-RA□□□	MRX-KA□□□	MRX-TA□□□	
						
Aluminum guard (Ø30)	Aluminum guard (Ø25)	Aluminum guard (Ø22)	Plastic guard (Ø25)	Plastic guard (Ø22)	Plastic guard (Ø22)	

+ PILOT LAMP					
Suffix code view	MRP-A□□	MRP-N□□	MRP-R□□	MRP-K□□	MRP-T□□
					
	Aluminum guard (Ø30)	Aluminum guard (Ø25)	Aluminum guard (Ø22)	Plastic guard (Ø25)	Plastic guard (Ø22)

+ SELECTOR SWITCH					
Suffix code view	MRS-A□□	MRS-N□□	MRS-R□□	MRS-K□□	MRS-T□□
					
	Aluminum guard (Ø30)	Aluminum guard (Ø25)	Aluminum guard (Ø22)	Plastic guard (Ø25)	Plastic guard (Ø22)








+ ILLUMINATED SELECTOR SWITCH

Suffix code view	MRT-A□□□□	MRT-N□□□□	MRT-R□□□□	MRT-K□□□□	MRT-T□□□□
					
	Aluminum guard (Ø30)	Aluminum guard (Ø25)	Aluminum guard (Ø22)	Plastic guard (Ø25)	Plastic guard (Ø22)
	MRT-A3□□□□	MRT-N3□□□□	MRT-R3□□□□	MRT-K3□□□□	MRT-T3□□□□
					
Aluminum guard (Ø30)	Aluminum guard (Ø25)	Aluminum guard (Ø22)	Plastic guard (Ø25)	Plastic guard (Ø22)	

+ KEY SELECTOR SWITCH

Suffix code view	MRK-A□□□□	MRK-N□□□□	MRK-R□□□□
			
	Aluminum guard (Ø30)	Aluminum guard (Ø25)	Aluminum guard (Ø22)






+ EMERGENCY STOP SWITCH




Suffix code view	MRE-AM□□	MRE-NM□□	MRE-RM□□	MRE-KM□□	MRE-TM□□
					
	MRE-AR□R	MRE-NR□R	MRE-RR□R	MRE-KR□R	MRE-TR□R
					
Aluminum guard (Ø30)	Aluminum guard (Ø25)	Aluminum guard (Ø22)	Plastic guard (Ø25)	Plastic guard (Ø22)	

+ ILLUMINATED EMERGENCY STOP SWITCH

Suffix code view	MRA-AM□□□	MRA-NM□□R	MRA-RM□□□	MRA-KM□□□	MRA-TM□□□
---	-----------	-----------	-----------	-----------	-----------

					
	MRA-AR□□R	MRA-NR□□R	MRA-RR□□R	MRA-KR□□R	MRA-TR□□R
					
	Aluminum guard (Ø30)	Aluminum guard (Ø25)	Aluminum guard (Ø22)	Plastic guard (Ø25)	Plastic guard (Ø22)

+ ELECTRONIC BUZZER					
Suffix code view	MRB-A□	MRB-N□	MRB-R□	MRB-K□	MRB-T□
					
	Aluminum guard (Ø30)	Aluminum guard (Ø25)	Aluminum guard (Ø22)	Plastic guard (Ø25)	Plastic guard (Ø22)

+ COMPONENT			
MR component	MR-CB	MR-LA0 100-240V a.c. Lamp	Contact protection cover
	1a1b Contact configuration	MR-LD0 12-24V a.c/d.c. Lamp	
			

• Specification

Contact composition		1a1b
Contact action		Snap-action
Installing panel thickness		7.0 mm (when excluded the additional accessories)
Material	Contact material	AgSnO ₂
	Contact body material	Polycarbonate(P.C)
Mechanical characteristic	Fixed torque	Installing nut : 1.96 N•m max, Installing nut : 0.78 N•m max
	Operating power	6.47 N (operation part + 1a1b contact)
	Operating distance	5 mm ±0.2
	Reflection time	max 3 ms
Durability of actuator		Button: min 500 thousand times, Selector switch: min 200 thousand times
Electrical characteristic	Dielectric strength	2,000 V a.c. 1 min
	Contact resistance	max 50 MΩ (Initial setting)

	Insulation resistance	min 100 M Ω 500 V d.c.
	Rated current	6 A 250 V a.c.
	Min load current	5 mA 24 V d.c., 10 mA 110 V d.c.
	Min load current	200 thousand times
Light source	Power supply voltage	100 - 240 V a.c. (LED condenser voltage dropping type)
		380 V a.c. (LED condenser voltage dropping type)
		12 - 24 V d.c./a.c. (LED resistance voltage dropping type)
Buzzer volume		Approx. 90 dB
Environment condition	Ambient temperature	-20 ~ 55 °C
	Ambient humidity	35 ~ 85 % RH
	Storage temperature	-40 ~ 85 °C
	Shock resistance	300 m/s ² pulse cycle 11 ms
	Vibration resistance	100 m/s ² 10 - 55 Hz, amplitude 0.75 mm (within 1 ms)