

MAS (25 / 63 / 125 A)






- Designed as rapid switching structure so excellent contact reliability.
- Apply the lock ring within the OFF state
- Handle and contact parts are designed as detachable structure (MAS-025)
- 2 color types of handle and handle guard (red, yellow and black, white)
- $\varnothing 22$, $\varnothing 30$ (MAS-025) 4 holes fixed panel mounting
- Clear indication of ON/OFF contact state
(turning OFF the operation handle will block all contacts)

Suffix code

Model	Code		Information
MAS -	□	□	Main Switch
Rated current	025		25 A a.c
	063		63 A a.c
	125		125 A a.c
Color classification		A	Emergency stop type (yellow guard / red handle)
		B	Standard type (white guard / black handle)

· Specification

Model	MAS-025	MAS-063	MAS-125
Appearance			
Rated insulation voltage(Ui)	690 V a.c	690 V a.c	690 V a.c
Rated operation voltage(Ue)	600 V a.c	600 V a.c	600 V a.c
Rated electro current(Iu/Ith)	25 A	63 A	125 A
Applying categories	AC-21A		
Number of polarities	3P		
Terminal screw	M4	M5	M6
Number of lock hole/hole diameter(mm)	3/9	3/9	3/9
Tightening torque	1.2 N·m	2 N·m	2.5 N·m
Protective structure	IP 64	IP 55	IP 65