

· Suffix code

1) Push button switch

■ Suffix code(ex: ARF-FR + AR-110)

Model	Code		Content
ARF-	<input type="checkbox"/>	<input type="checkbox"/>	Push button Switch
Actuator type	F		Flush
	B		Rubber cover
	P		Extended
	G		Full guard
	H		Half guard
	S		Push button selectos
Actuator color		R	R(Red), G(Green), Y(Yellow), A(Blue), B(Black)

Model	Content		
AR-	<input type="checkbox"/>	<input type="checkbox"/>	Push button switch contact part
Operation function	1		Momentary
	2		Alternate
Contact composition	10	1a (1NO)	
	20	1b (1NC)	
	12	1a1b (1NO-1NC)	
	11	2a (2NO)	
	22	2b (2NC)	

2) Illuminated push button switch

■ Suffix code(ex: ARX-PR + AR-110A0R)

Model	Code		Content
ARX-	<input type="checkbox"/>	<input type="checkbox"/>	Illuminated push button switch
Actuator type	P		Extend
	G		Full guard
	H		Half guard
	S		ON▪OFF push
Actuator color		R	R(Red), G(Green), Y(Yellow), A(Blue), W(White)

•Actuator colors for ARX-S are only available Red and Green.

Model	Code				Content
AR-	<input type="checkbox"/>	<input type="checkbox"/>	<input type="checkbox"/>	<input type="checkbox"/>	Illuminated push button switch contact part
Operation function	1				Momentary
	2				Alternate
Contact composition	10				1a (1NO)
	20				1b (1NC)
	12				1a1b (1NO-1NC)
	11				2a (2NO)
	22				2b (2NC)
Power supply voltage	A0			100-240 V a.c.	LED(Condenser voltage drop)
	D0			12-24 V d.c./a.c.	LED(Resistance voltage drop)
Actuator color			R	R(Red), G(Green), Y(Yellow), A(Blue), W(White)	

3) Selector switch

■ Suffix code(ex: ARS-S2R + AR-110)

Model	Code			Content
ARS-	<input type="checkbox"/>	<input type="checkbox"/>	<input type="checkbox"/>	Selector switch
Actuator type	S			Standard type
Operation function	2			2 positions alternate operation
	2R			2 positions momentary operation
	3			3 positions alternate operation
	3L			3 positions left momentary operation
	3R			3 positions right momentary operation
	3LR			3 positions left/right momentary operation

Model	Code		Content
AR-	<input type="checkbox"/>	<input type="checkbox"/>	Selector switch contact part
Operation function	1		Momentary
Contact composition	10		1a (1NO)
	20		1b (1NC)
	12		1a1b (1NO-1NC)
	11		2a (2NO)
	22		2b (2NC)

4) Illuminated selector switch

■ Suffix code(ex:ART-2RR + AR-110A0R)

Model	Code		Content
ART-	<input type="checkbox"/>	<input type="checkbox"/>	Illuminated selector switch
Actuator type	2		2 positions manual
	2R		2 positions automatic
	3		3 positions manual
Actuator color	R	R(Red), G(Green), Y(Yellow), A(Blue), W(White)	

Model	Code				Content
AR-	<input type="checkbox"/>	<input type="checkbox"/>	<input type="checkbox"/>	<input type="checkbox"/>	Illuminated selector switch contact part
Operation function	1				Momentary
Contact composition	10				1a (1NO)
	20				1b (1NC)
	12				1a1b (1NO-1NC)
	11				2a (2NO)
	22				2b (2NC)
Power supply voltage	A0				100-240 V a.c. LED(Condenser voltage drop)
	D0				12-24 V d.c./a.c. LED(Resistance voltage drop)
Actuator color	R	R(Red), G(Green), Y(Yellow), A(Blue), W(White)			

5) Key selector switch

■ Suffix code(ex: ARK-2RA + AR-110)

Model	Code		Content
ARK-	<input type="checkbox"/>	<input type="checkbox"/>	Key selector switch
Operation function	2		2 positions alternate operaiton
	2R		2 positions momentary operation
	3		3 positions alternate operation
	3L		3 positions left momentary opration
	3R		3 positions right momentary opration
	3LR		3 positions left/right momentray opration
Key release position	A		Left
	B		Right
	C		Middle(Only 3 positons)
	D		Left and Right
	E		All direciton(Only 3 positions)

Model	Content		
AR-	<input type="checkbox"/>	<input type="checkbox"/>	Key selector switch contact part
Operation function	1		Momentary
Contact composition	10		1a (1NO)
	20		1b (1NC)
	12		1a1b (1NO-1NC)
	11		2a (2NO)
	22		2b (2NC)

6) Pilot lamp

■ Suffix code(ex: ARP-FR + AR-A0R)

Model	Code		Content
ARP-	<input type="checkbox"/>	<input type="checkbox"/>	Pilot lamp
Actuator type	F		Fluh type
Actuator color		R	R(Red), G(Green), Y(Yellow), A(Blue), W(White)

Model	Code		Content	
AR-	<input type="checkbox"/>	<input type="checkbox"/>	Pilot lamp contact part	
Power supply voltage	A0		100-240 Va.c.	LED(Condenser voltage drop)
	D0		12-24 Vd.c./a.c.	LED(Resistance voltage drop)
Lamp color		R	R(Red), G(Green), Y(Yellow), A(Blue), W(White)	

7) Emergency stop switch

■ Suffix code(ex: ARE-3B + AR-120)

Model	Code			Content
ARE-	<input type="checkbox"/>	<input type="checkbox"/>	<input type="checkbox"/>	Emergency stop switch
Actuator type	3			Ø30 Mushroom type
	4			Ø40 Mushroom type
Operation function	B			Momentary
	P			Push lock full reset *Except ARE-3
	R			Push lock turn reset
	K			Push-lock key reset
Actuator color		R	R(Red), G(Green), Y(Yellow)	

Model	Code			Content
AR-	<input type="checkbox"/>	<input type="checkbox"/>	<input type="checkbox"/>	Emergency stop switch contact part
Operation function	1			Momentary
Contact composition	10			1a (1NO)
	20			1b (1NC)
	12			1a1b (1NO-1NC)
	11			2a (2NO)
	22			2b (2NC)

8) Illuminated emergency stop switch

■ Suffix code(ex:ARE-3XRR + AR-120A0R)

Model	Code			Content
ARE-	<input type="checkbox"/>	<input type="checkbox"/>	<input type="checkbox"/>	Illuminated emergency stop switch
Actuator type	4			∅40 Mushroom type
Operation function		XR		Push lock turn reset
Actuator color		R		R(Red), G(Green) *Only ARE-3XR

Model	Code				Content
AR-	<input type="checkbox"/>	<input type="checkbox"/>	<input type="checkbox"/>	<input type="checkbox"/>	Illuminated emergency stop switch contact part
Operation function	1				Momentary
Contact composition		10			1a (1NO)
		20			1b (1NC)
		12			1a1b (1NO-1NC)
		11			2a (2NO)
		22			2b (2NC)
Power supply voltage		A0		100-240 Va.c.	LED(Condenser voltage drop)
		D0		12-24 Vd.c./a.c.	LED(Resistance voltage drop)
Actuator color		R			R(Red), G(Green), Y(Yellow), A(Blue), W(White)

9) Illuminated contact part (Contact + LED unit)

■ Suffix code(ex: AR-11A0R)
















Model	Code				Content
AR-	<input type="checkbox"/>	<input type="checkbox"/>	<input type="checkbox"/>	<input type="checkbox"/>	Illuminated contact part
Operation function	1				Momentary
	2				Alternate
Contact composition		10			1a (1NO)
		20			1b (1NC)
		12			1a1b (1NO-1NC)
		11			2a (2NO)
		22			2b (2NC)
Power supply voltage		A0		100-240 Va.c.	LED(Condenser voltage drop)
		D0		12-24 Vd.c./a.c.	LED(Resistance voltage drop)
Actuator color		R			R(Red), G(Green), Y(Yellow), A(Blue), W(White)

10) Pilot lamp contact part

■ Suffix code(ex: AR-A0R)

Model	Code		Content	
AR-	<input type="checkbox"/>	<input type="checkbox"/>	Pilot lamp contact part	
Power supply voltage	A0		100-240 Va.c.	LED(Condenser voltage drop)
	D0		12-24 Vd.c./a.c.	LED(Resistance voltage drop)
Lamp color	R		R(Red), G(Green), Y(Yellow), A(Blue), W(White)	

■ Product image

AR series					
Push button switch	ARF-F 	ARF-S 			
Illuminated button switch	ARX-P 	ARX-G 	ARX-S 		
Selector switch	ARS-S 	ART 	ARK 		
Emergency stop switch	ARE-4B 	ARE-4P 	ARE-3R 	ARE-4R 	ARE-4K 
Illuminated emergency stop switch	ARE-4XR 				
Pilot	ARP-F 				

· **Specification**

Allowable operating frequency		30 times / min (mechanically, electrically)
Rated voltage (Ue)		500Va.c. 50/60Hz
Rated current (Ie)		5A 250V 50/60Hz
Applying catagories		AC-12, AC-13, AC-14, AC-15
Insulation resistance		Min.100 MΩ
Dielectric strength		2,000Va.c. for 1min (Between the same polarities)
Vibration	Malfuction	10-50Hz double amplitude 3mm (within1 m/s)
Shock	Mechanically	Min. 500 m/s ²
	Malfuction	Min. 100 m/s ²
Life expectancy	Mechanically	1,000,000
	Electrically	100,000
Ambient temperature		-25°C ~ 40°C
Ambient humidity		45 ~ 85 % R.H
Storage temperature		-40°C ~ 70°C